



Fairmont Homes

HOME OPTIONS GUIDE







This guide is designed to give you a better view of the options that are available for your new home from Fairmont. At Fairmont Homes we pride ourselves with the many options we offer; so that individuals, like you, can personalize your home in a way that meets your own wants and needs.

This brochure represents a sample of the many choices that we offer. Some options may not be available in all series or models. Please be sure to check with your local retailer on which options are available in your future home by Fairmont Homes.

INDEX

Exteriors

Doublewide	4
Singlewide	5
Shingles & Shutters	6
Siding	7
Doors	8-9
Windows	10-12

Interiors

Interior Doors	14-15
Flooring	16-19
Cabinetry	20-22
Islands	23
Other Kitchen Options	24
Sinks	25
Countertops	26
Tile & Backsplash	27
Bath	28-29
Showers & Tubs	30-31
Fireplaces	32
Other Cabinet Options	33-35
Drop Zones	36
Bookcases	37
Electrical & Lighting	38-39

Sectional Exteriors



Singlewide Exteriors



Elevation 1



Elevation 2



Elevation 3



Elevation 4



***Elevation 5 w/Coach Lights and
Vertical Siding***

Shingles & Shutters




TruDefinition Duration Series Shingles with SureNail Technology
Owens Corning Limited Lifetime, Architectural Shingles.



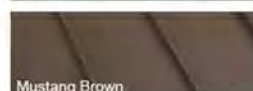

Supreme Shingles - 25 year Warranty



Oak Ridge Pro - Architectural Shingles - 30




Metal Roofing Options
Only Available in Singlewides




Siding



Standard Options



Upgrade Color Options



Exterior Doors



**34x82 Decorator or
38x82 Decorator Plus**

Storm door included



38x82 1 Lite



38x82 1/4 Lite



34x82 9 Lite

Vintage Craftsman Entry Door
Note: No side glass/wood inc. Door only.



34x82 Fire Rated

*Door Sizes are all rough opening sizes.

Available in White Only:

(All others are available in White or Sand)

1 Lite

1/4 Lite

Round Top Etch Glass w/Sidelight

Swing French Patio

Storm Doors are Included with the following doors:

Decorator or Decorator Plus

9 Lite

Front Oval

Exterior Doors



**38x82 Fiberglass
Woodgrain**



***52x82 Round Top Etch Glass
w/Sidelight**



***66.5x82 Round Top Etch
Glass w/Double Sidelights**



**75.5x82
Swing French Patio Door**




**72x80 Glass Patio Door
w/out Grids**



**72x80 Glass Patio Door
with Grids**

*** May Require Additional Engineering**

Windows



Kinro

Fairmont Homes offers you high
quality, Kinro Windows.


Easy Clean
Tilt-out Sash
Single hung



Arch Top

**May Require Adtl' Engineering*

Windows




72" x 14"
Transom Window



8" x 48"
Glass Block Window



95x53 Picture Window



32" x 40"
Glass Block Window



30"x14" Transom
*HUD Only



14" x 40"
*HUD Only

Bay Windows



*B-231 Bay Window
B-28 Bay on Hitch End*



*B-297 w/Transoms
and Shake Siding*

Interior Doors



Hardwood Barn Door
Only Available in White
(Space Must be Available on Interior Wall for Track)




Hardwood 3 Panel Doors
Only Available in White

Interior Doors




6 Panel White



***Passage Door
w/ Grill***



***Pantry Door
w/ Rain Glass***



Double Doors
Also Available in White



***Double French
w/ Sheers***



Swinging Cafe Door

Flooring



Mantra Carpets

Standard in Modular Homes, Upgrade in HUD (18 oz)




Macrame Upgraded Carpet Options

(25 oz)



Freshen Up Upgraded Carpet Options

(40 oz)



MinuteMan (16 oz)
Quarry Carpet
 Standard in HUD



Flooring



LuxFlor By Congoleum sets a new standard for the manufactured housing industry. LuxFlor by Congoleum offers exceptional durability, contemporary design and installation flexibility unlike any other flooring available.



Congoleum LuxFlor is an upgraded flooring option.

Flooring

**BEAU
FLOR®**
we decorate your floor

Shown In Valley Oak




Pamplona



Valley Oak



Optional Upgrade



Sugar Maple

Cabinetry



Fairmont Homes brings you Quality, Hardwood Cabinets that are built in our own cabinet shop. Hardwood Cabinet Doors with hidden hinges, hardwood stiles and dove tail drawers. Nothing is overlooked in a Fairmont Kitchen!

Shaker Cabinet Options

Hardwood Cabinet Options

- * Stonehenge
- * Vintage Oak
- * Rustic Shore



Wrapped Cabinet Options

- * Java



*Cabinet Options Available in Wrapped and Hardwood Options.
*Standard Cabinets in each product line may vary.
*Please contact your retailer for accurate cabinet options for your home of choice.

Cabinetry



**30" Cabinets w/ Overhead
Cubbies**

Note:
Standard Trim is Wrapped Java or Wrapped White.
No Charge for either.

**Upgrade hardwood trim is available in Vintage
(Java), White & Cottage Slate.**

Any color trim can be used with any color cabinet.



30" Cabinets



40" Cabinets

Shown in Photo - Milan Maple Cabinet

Cabinetry



The Options Are Yours with Fairmont



*Double Tiered
Silverware Drawer*



*Roll Out Base
Shelves*




*Upgraded Drawer
Guides*



*Vertical Spice
Rack*



*Wire Rack Under
Kitchen Sink*



*Corner Lazy
Susan*

6 color options for Interior Doors. Available Immediately!

6-Panel White Masonite Interior Door—Standard

NEW: Optional 6-Panel VINTAGE Masonite Interior Door

* Vintage Masonite Doors come standard with white wrapped jambs. Also available with optional Java wrapped trim which includes matching Java wrapped jambs.

NEW: Optional 6-Panel COTTAGE SLATE Masonite Interior Door

** Cottage Slate Masonite Doors available only with white jambs.

Optional 3-Panel WHITE Solid Wood Interior Door:

NEW: Optional 3-Panel VINTAGE Solid Wood Interior Door:

NEW: Optional 3-Panel COTTAGE SLATE Solid Wood Interior Door:

- Stained Wood Trim now available in 3 colors!

White (Introduced this year):

NEW: VINTAGE and COTTAGE SLATE colors

Price: \$22 PER LINEAR FOOT OF HOME

NEW Interior Doors

NEW 3 Panel Hardwood Doors



New 6 Panel Masonite Doors

White is still available in this option

Vintage

Cottage Slate




NEW Cottage Slate Kitchen Cabinet Door



Islands

CE-2186



CE-1535



Arch on side has been removed



Snack Bar CE-1261



CE-1374



CE-1277



CE-1248



CE-2113




Other Kitchen Options



Built-In Oven/Microwave Combo



Roll-Out Shelves in Pantry



Brushed Nickle Handles



Bronze Handles

*Cabinet Knobs may be standards in some models,
with specific cabinet selections...
Please check with your retailer.*

Kitchen Sink Options



***Farmer's Sink w/ Brantford Moen
Faucet***

**May Require Adtl' Engineering*



Black Sink w/ Brantford Moen Faucet



9" Deep Stainless Steel Sink



Brantford Moen Faucet



Moen Kitchen Faucet with Sprayer


Counter Tops



Standard Counter Tops



Imperial Sand




Bernard Granite



Winter Carnival

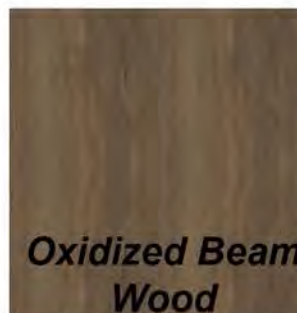


Spring Carnival



Ebony Fusion

Upgraded Counter Tops



Oxidized Beam Wood



Azul Aran



Calcutta Marble



Dolce Vita

Solid Surface Counter Tops

Quarry Palisade



Ocean View



Tile & Backsplash



Shown In Photo: Largo White




Contemporary Stack



Split Face Mosaic




*Smoke Shimmer Glass
Subway Tile*



Taberna Rye

Ceramic *UPGRADE*

Oxide Graphite



Bath



Luxury You Can Afford.....



Rain Showerhead



Single Lever Faucet



***Anti-Scald
4 Jet Shower Panel***

Bath



Cabinet Over Commode



***Porcelain Lav
w/ Standard Faucet***



24x32 Mirror w/Clips



Framed Mirror




Recessed Medicine Cabinet



Curved Shower Rod w/ Curtain

Showers & Tubs



1pc Tub w/ Shower



**Bench Shower w/
Shower Door**



**48" 2 Seat Shower
w/ Shower Door**



Corner Shower



36x60 Ceramic Tile Glass Shower




**Ceramic Tile Walk-In Shower
w/ Stainless Anti-Scald 4 Jet Shower Panel**

Showers & Tubs



**Ceramic Tile Walk-In Shower
w/ Stainless Shower Panel**
(Seen on page 28)



Stand Alone Tub
(Modular Only)



1 pc. Corner Tub



Drop-In Whirlpool Tub
*Tile Options May Have Changed



Stand Alone Tub
(HUD or Modular)

Fireplaces



***Electric Fireplace w/ Vintage Maple Mantel
and Charleston Stack Stone***



Linear Electric Fireplace w/ No Stone



***Charleston Stacked Gas Fireplace
Available in Half or Full Wall***

Other Cabinet Options



***90" Floating Entertainment Center
(FEC901616)
w/ (2) 33w x 94h Bookcases
(BC429418)***



***54" Hutch
CE-2198***



***72" x 19" Desk
CE-2112***

Other Cabinet Options



**90" Floating Entertainment Center
FEC921616 (HUD Only)**



**48x42 Entertainment Center
CE-2006**



**48" Entertainment Center
CE-2036**


Other Cabinet Options



**(2) 15x30 Cabinets
w/ 30" Bar CE-1297**



T-5 Laundry Center



**Deep Sink
SB-30**



**51" Deep Sink CB-790
51" Deep Sink w/ Sink on Left Side CB-779**



60" Deep Sink CB-772



**Deep Sink
SB-36**



**51" Deep Sink w/ Overhead Cabinet
CB-1151**

Drop Zones



Drop Zone CG-355

(Shown in Pic w/ 3 hooks,
actual drop zone will come with 2 hooks)



Drop Zone CG-411

(Shown in Pic w/ side panels
actual drop zone no longer includes sides)

Bookcases



27x80x12 Bookcase



42x94x18 Bookcase



39x80x12 Bookcase

Electrical & Lighting

Exterior



Rust Coach



Craftsman Coach

The Waddington Collection Available in Nickel & Bronze



5 Arm Chandelier



Bath - 2 Light



Pendant



Electrical & Lighting



3 Bulb Cosmetic Light



Black Shade 2 Light Fixture



Reversible Ceiling Fan

*(Will come installed w/white blades,
Can be reversed to black)*



USB Charging Dock

TV/Cable Jack


Phone Jack

Incon Recept

Additional Options not Pictured:

Extra Interior Receptacle

Extra Exterior Receptacle



**Addison Metal
14\"**

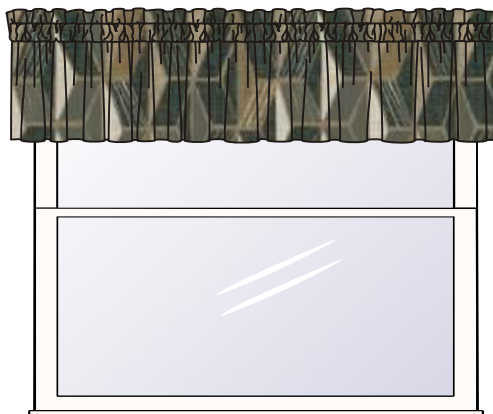
Fairmont Homes

Harmony Drape Package


12/20/2018

River Stone Decor

Standard Valance Package



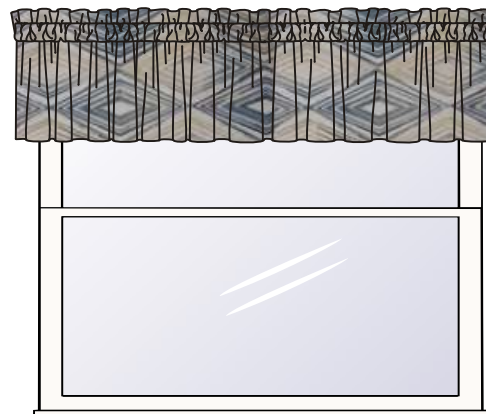
Upgrade Drape Package



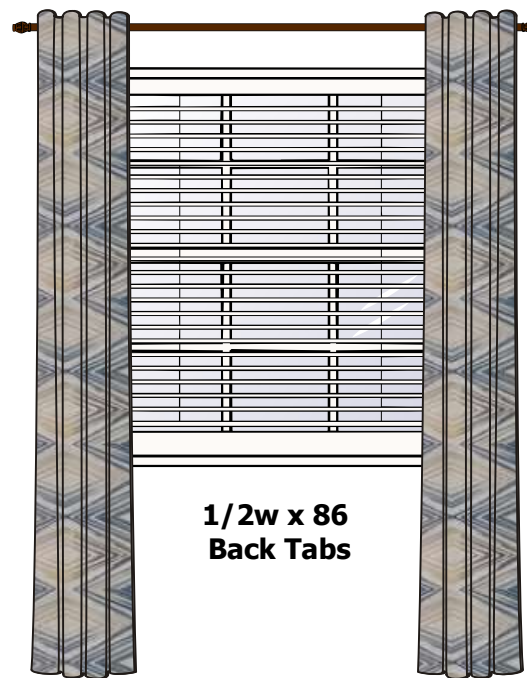
1/2w x 86
Back Tabs

West Cove Decor

Standard Valance Package



Upgrade Drape Package



1/2w x 86
Back Tabs

Vector Ink



Eres Hampton



GUARDIAN® MANUFACTURED HOUSING FURNACES AND AIR CONDITIONERS

ALWAYS ON DUTY.



COMFORT WITHOUT COMPROMISE

Built and tested in our state-of-the-art manufacturing facility in Wichita, Kansas, Guardian® heating and cooling products are trusted to deliver high-quality, high-value performance that's easier to sell, install and service. Our products for manufactured homes are no different, featuring world-class quality in a small footprint with HUD code approval.

BACKED BY A LEADER

Thanks to the award-winning expertise of parent company Johnson Controls, the Guardian® line of manufactured housing furnaces and air conditioning units are designed and built to the highest quality standards - delivering performance, durability and reliability with every unit.

GUARDIAN® QC/QW SERIES AIR CONDITIONERS

- **Small footprint** for easier handling, transportation and installation
- **Efficiency standards** compliant with three product families to meet regional requirements
- **Better service** features including single-panel access to the electrical controls, swing-out control box for full corner access and a removable fan guard that provides easy access for unit maintenance

GUARDIAN® EB SERIES ELECTRIC FURNACES

- **Zero clearance feature** allows the furnace to be installed where space is a premium
- **Built-in coil cabinet** allows for ease of installation and highly efficient operating performance
- **Multi-speed blower** capable of handling cooling and heat pump loads

GUARDIAN® MG9S SERIES GAS FURNACES

- **Solid front door panel** construction for durability
- **Compact 33" cabinet** easily fits in tight spaces
- **Induced combustion system** with Inshot main burners ensures quiet, efficient operation

GUARDIAN® DGAA/DGAH SERIES GAS FURNACES

- **Louvered front door panel** construction for durability
- **Fits standard manufactured housing space** for ease of installation
- **Electronic hot surface ignition** saves fuel costs with increased dependability and reliability



QUALITY TO COUNT ON



Guardian® products are proudly built and tested right here in America's heartland. That's why we're able to cover our Guardian® furnaces and air conditioning units for manufactured housing with some of the strongest warranties in the business.



- *Gas furnaces come with 15-year (MG9S) or 10-year (DGAA/DGAH) heat exchanger limited warranties.
- *Electric and gas furnaces come with 1-year labor limited warranty and 2-year parts limited warranty
- *Air conditioning systems come with 10-year compressor limited warranty and 5-year parts limited warranty

A VARIETY OF FURNACE OPTIONS

ELECTRIC FURNACE - MH FOOTPRINT EB SERIES MODELS			
MODEL	INPUT BTUH	OUTPUT CAPACITY	DIMENSIONS HxWxD
EB10F	10	9.1	51.5X19.5X24
EB12F	12	11.4	51.5X19.5X24
EB15F	15	15.0	51.5X19.5X24
EB17F	17	16.4	51.5X19.5X24
EB20F	20	19.6	51.5X19.5X24
EB23F	23	22.6	51.5X19.5X24

GAS FURNACE - MH FOOTPRINT DGAA SERIES MODELS				
MODEL	INPUT BTUH	OUTPUT BTUH	AFUE	DIMENSIONS HxWxD
DGAA056	56	45	80	76"X19.5"X24.5"
DGAA070	70	56	80	76"X19.5"X24.5"
DGAA077	77	62	80	76"X19.5"X24.5"
DGAA090	90	72	80	76"X19.5"X24.5"

GAS FURNACE - MH FOOTPRINT DGAH SERIES MODELS				
MODEL	INPUT BTUH	OUTPUT BTUH	AFUE	DIMENSIONS HxWxD
DGAH056	56	47	80	60"X19.5"X24.5"
DGAH077	70	62	80	60"X19.5"X24.5"

GAS FURNACE - MH FOOTPRINT MG9S SERIES MODELS				
MODEL	INPUT BTUH	OUTPUT BTUH	AFUE	DIMENSIONS HxWxD
MG9S060B12MP	60	57	95	33"X16-3/8"X29-1/2"
MG9S080B12MP	80	76	95	33"X16-3/8"X29-1/2"
MG9S080C16MP	80	78	95	33"X19-7/8"X29-1/2"
MG9S100C16MP	100	95	95	33"X19-7/8"X29-1/2"
MG9S100C20MP	100	95	95	33"X19-7/8"X29-1/2"

COMFORTING AIR CONDITIONING CHOICES

MANUFACTURED HOUSING QC3 SPLIT SYSTEM AIR CONDITIONERS 208/230-1-60				
MODEL	TONS	EER	SEER	COOLING BTUH (NOMINAL)
QC3B24B21	2.0	11.0	13	23,400
QC3B30B21	2.5	11.0	13	28,600
QC3B36B21	3.0	11.0	13	34,000
QC3B42B21	3.5	11.0	13	40,500
QC3B48B21	4.0	11.0	13	45,000
QC3B60B21	5.0	11.0	13	52,500

MANUFACTURED HOUSING QC4 SPLIT SYSTEM AIR CONDITIONERS 208/230-1-60				
MODEL	TONS	EER	SEER	COOLING BTUH (NOMINAL)
QC4B24B21	2.0	11.0	14	22,400
QC4B30B21	2.5	11.0	14	28,600
QC4B36B21	3.0	11.0	14	33,800
QC4B42B21	3.5	11.0	14	39,000
QC4B48B21	4.0	11.0	14	45,000
QC4B60B21	5.0	11.0	14	53,000

MANUFACTURED HOUSING QW4 SPLIT SYSTEM AIR CONDITIONERS 208/230-1-60				
MODEL	TONS	EER	SEER	COOLING BTUH (NOMINAL)
QW4B24B21	2.0	12.2	14	23,000
QW4B30B21	2.5	12.2	14	28,000
QW4B36B21	3.0	12.2	14	34,000
QW4B42B21	3.5	12.2	14	39,000
QW4B48B21	4.0	11.7	14	45,000
QW4B60B21	5.0	11.7	14	53,000



Trane and Guardian Furnace Models

Trane Upflow: TUH1B040A9241A

Trane Upflow: TUH1B060A9361A

model	height (in.)	width (in.)	depth (in.)	nominal capacity output (btuh)	afue
TUH1B040A9241A	40	17.5	28	38,000	95
TUH1B060A9361A	40	17.5	28	57,000	95

Trane: TDH1B040A9241A

Trane: TDH1B065A6421A

Trane: TDH1C085A9481A

Trane: TDH1D110A9601A

model	height (in.)	width (in.)	depth (in.)	nominal capacity output (btuh)	afue
TDH1B040A9241A	40	17.5	28	38,000	95
TDH1B065A9421A	40	17.5	28	57,000	95
TDH1C085A9481A	40	21.0	28	76,000	95
TDH1D110A9601A	40	24.5	28	104,500	95

YORK HUD Furnaces (GUARDIAN BRANDED)

FURNACE ELECTRIC YORK EB17F 17KW 55K OUTPUT

FURNACE ELECTRIC YORK EB20F 20KW 67K OUTPUT

FURNACE ELECTRIC YORK EB23F 23KW 77K OUTPUT

FURNACE GAS YORK DGAA056BDTD 56K INPUT/45K OUTPUT

FURNACE GAS YORK DGAA070BDTD 70K INPUT/56K OUTPUT

FURNACE GAS YORK DGAA077BDTD 77K INPUT/62K OUTPUT